

WE PROMISE | WE DELIVER

NOBLELIFT
CANADA 

FE3D 16-20C

Three Wheel Lithium Cushion
Capacity 1600-2000KG - 3200-4000lbs



Lithium
Battery

CAN-bus

CAN-bus



High
Performance



Easy
Maintenance



Ergonomic
Design



CSA UL



Productive. Solid. Smart.

FE3D 16-20C

The FE3D16-20C three-wheel cushion lithium forklifts deliver exceptional efficiency and durability, making them ideal for indoor warehouses and other settings with hard, smooth floors. Built to match the ruggedness of Internal Combustion forklifts, their mast system, front/rear axles, and chassis ensure outstanding strength, while offering all the benefits of lithium technology. Equipped with dual AC drive technology, these forklifts provide high performance with minimal operating and maintenance costs. Boost your productivity with these quiet, low-maintenance, and ultra-smooth lithium forklifts.

Highlights

- ✓ InMotion intelligent computer control system
- ✓ All-around dual AC front wheel drive
- ✓ Fast Charging in as little as 2 Hours: 48 Lithium battery offered at either 412Ah or 554Ah
- ✓ On-board self diagnostics
- ✓ 4-Way proportional hydraulic control valve
- ✓ Back up camera with AI pedestrian detection



The compact design allows for a 360 degree zero-turning radius, enabling the truck to operate in confined spaces.

Advanced Performance and Efficiency Features

The operator can choose between various performance modes via the vibrant color LCD display, tailored to suit different applications. This multi-functional display provides key information such as speed, steering angle, travel direction, battery charge level, hour meter, and selected working mode.

The advanced transmission system features dual gearboxes and twin motors, delivering a top speed of 15 km/h and a remarkable 15% incline capacity, even when fully loaded. A high-powered oil pump motor and a large displacement gear pump enhance lifting and lowering speeds, boosting overall efficiency and productivity.





Designed for Operator Comfort and Control

The spacious and user-friendly design ensure maximum operator comfort throughout the entire work shift. A low entrance height allows for easy and safe access, while the deluxe suspension seat, fully adjustable for operators of all sizes, minimizes vibrations and reduces fatigue.



The On-Demand Fully Hydrostatic Power Steering (FHPs) system delivers smooth and precise steering, eliminating over-run and kick-back for enhanced control. Additionally, the spinner knob enables effortless one-handed steering for added convenience.





Heavy-duty steel chassis, axles, mast and overhead guard deliver high strength and stability for high lifting heights and heavy loads.



Intelligent buffering effectively protects the ground and cargo from damage while forks descend to the ground.



Operator Presence System (OPS) — When operator is not in seat, the hydraulic lift and tilt controls automatically lock out and traveling is disabled.




Electronic components are all high-quality, well-known brands and ensure optimum performance, smooth control and reliability.



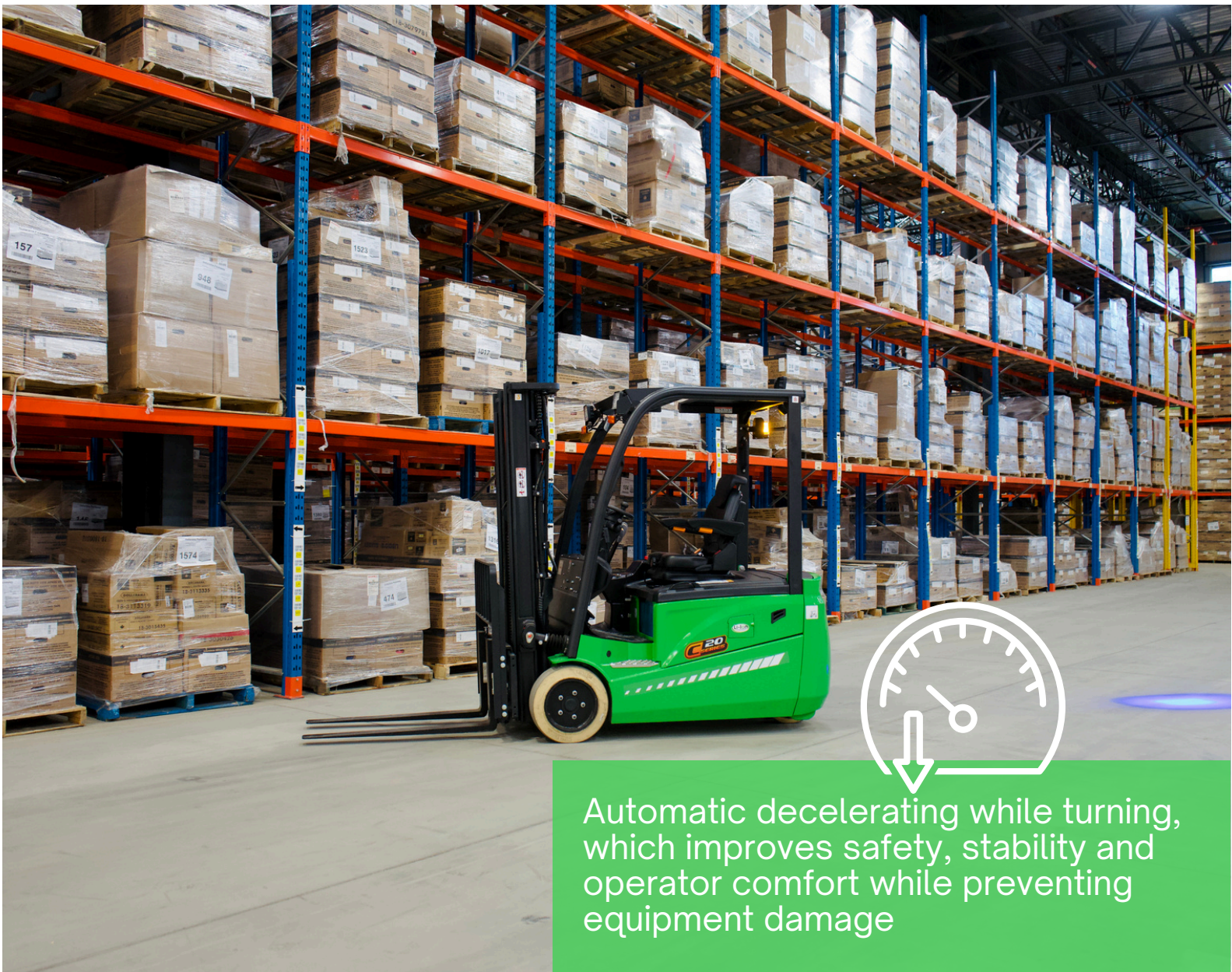
Rear grab bar with horn provides easy horn operation while traveling in reverse and keeps the operator's hand safely within the truck at all times.



USB connector for charging and powering of additional devices during operations.



The backup camera and monitor, combined with the AI pedestrian detection system, alert the operator when a pedestrian is detected. If a pedestrian approaches too closely, the system automatically stops the forklift.



Automatic decelerating while turning, which improves safety, stability and operator comfort while preventing equipment damage




**Travel Speed
up to 15km/h**



**Gradeability/
Full Load**



**Fast lifting
speed up to
82.7ft/min**



The high-capacity battery, designed for multiple shift operations, is securely enclosed within a durable steel casing.



The removable floorboard offers easy access to the dual gearboxes, twin motors, and other essential components for convenient servicing and maintenance. Additionally, a detachable panel behind the seat allows access to the controllers on the lithium battery and the BMS-integrated SIM card.



Tilt cylinder boots shield the tilt cylinder and oil seals from environmental exposure, extending the lifespan of the cylinder.



Monitor the truck's condition and diagnose issues effortlessly using the InMotion controller and CAN-bus technology.



The advanced 4G wireless battery monitoring system enables remote tracking of battery performance and system data.

Designed for Operator Comfort and Control

Noblelift utilizes lithium-ion phosphate batteries, known for their exceptional longevity and safety. These lithium-iron batteries feature a Battery Management System (BMS), a thermal management system, and an automotive-grade DC high-voltage control system. The BMS monitors charging and discharging data, ensuring safety throughout the battery's lifecycle.



*FE3D16-20C forklifts have a **10-year** or **20,000 hours warranty** on the lithium-ion battery cells.*




Advantages of Lithium-ion Power

Effortless Charging for Continuous Operation

The fast-charging, maintenance-free lithium battery reaches a full charge in just 2 hours. It supports opportunity charging during breaks and shift changes, enabling the truck to operate seamlessly through multi-shift schedules without the need for battery replacements.


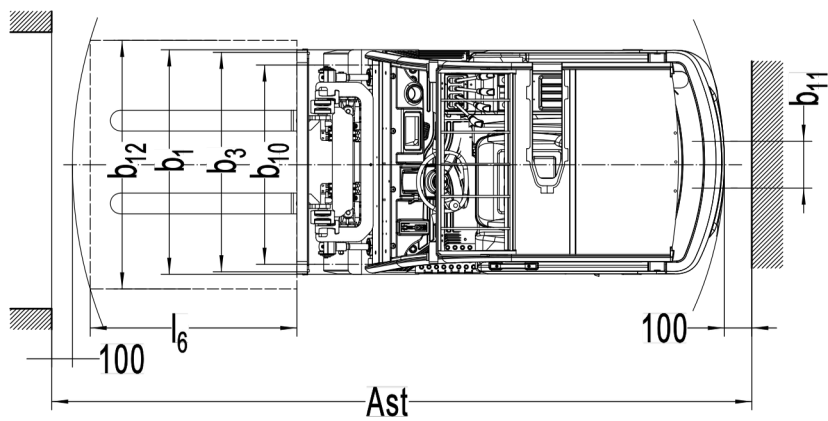
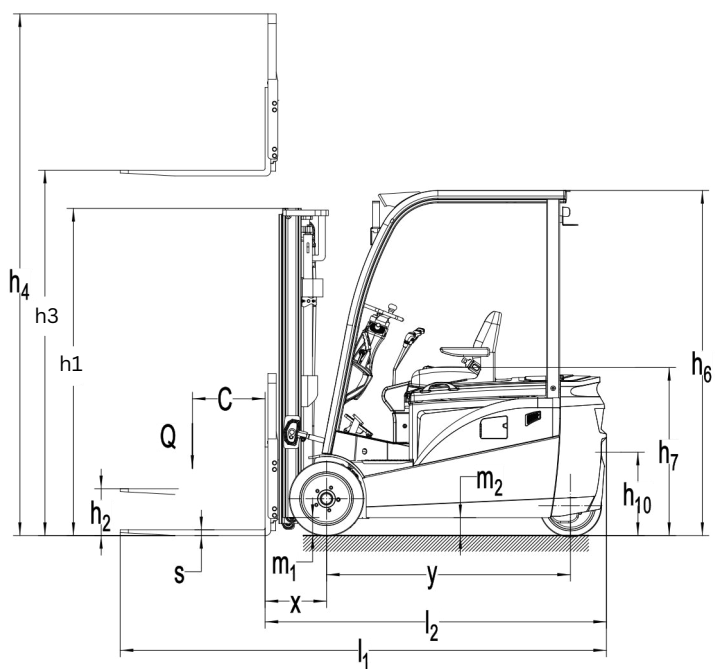
With lithium-ion technology, you gain a cleaner, more efficient energy solution that lasts longer and charges faster—all while eliminating maintenance costs. It's the smart, reliable choice for businesses looking to streamline operations and minimize disruptions.



Identification					
1.1	Manufacturer		Noblelift		
1.2	Model		FE3D16C	FE3D18C	FE3D20C
1.3	Drive		Lithium Electric		
1.4	Type of Operation		Seated Forklift		
1.5	Load capacity / rated load	Q lb(kg)	3200 (1600)	3500 (1800)	4000 (2000)
1.6	Load center distance	c in(mm)	24 (500)		
1.8	Load distance, center of drive axle to fork	x in(mm)	14.6 (372)	14.8 (378)	14.8 (378)
1.9	Wheel base	y in (mm)	53.5 (1360)	53.5 (1360)	58.7 (1490)
Weights					
2.1	Service weight included battery (see line 6.5)	lb (kg)	6834(3100)	7099(3220)	3520(7760)
2.2	Axle loading, laden front / rear	lb (kg)	9215/1146(4180/520)	9855/1213 (4470/550)	10825/1345(4910/610)
2.3	Axle loading, unladen front / rear	lb (kg)	3285/3549(1490/1610)	3417/3682(1550/1670)	3748/4012(1700/1820)
Wheels, Chassis					
3.1	Tires		Solid Rubber		
3.2	Tire size, front		18x7x12-1/8		
3.3	Tire size, rear		15x5x11-1/4		
3.5	Wheels, number front / rear (x=driven wheels)		2x / 2		
3.6	Track width, front	b10 (in/mm)	35.5/902		
3.7	Track width, rear	b11 (in/mm)	7.4/187		
Basic Dimensions					
4.1	Mast / fork carriage tilt forward/backward	α/β(o)	5/7		
4.2	Lowered mast height	h1 (in/mm)	78.5/1995		
4.3	Free lift	h2 (in/mm)	4.9/125		
4.4	Lift height	h3 (in/mm)	118.1/3000		
4.5	Extended mast height	h4 (in/mm)	155.7/3955		
4.7	Overhead load guard height	h6 (in/mm)	82.7/2100		
4.8	Seat height / standing height	h7 (in/mm)	39.6/1005		
4.12	Coupling height	h12 (in/mm)	18.3/465		
4.19	Overall length	L1 (in/mm)	112.9	119.1	124
4.20	Length to face of forks	L2 (in/mm)	75.8	76.9	82.1
4.21	Overall width	b1 (in/mm)	42.7/1084		
4.22	Fork dimensions	s/e/l (in/mm)	1.5/4/42 (35/100/920)		
4.24	Fork carriage width	b3 (in/mm)	36/1040		
4.31	Ground clearance, laden, under mast	m1 (in/mm)	4.1/105		
4.32	Ground clearance, center of wheelbase	m2 (in/mm)	4.1/105		
4.33	Right angle stack with 40x48 pallet	Ast (in/mm)	128.7/3268	128.9/3273	133.9/3403
4.34	Right angle stack with 32x48 pallet	Ast (in/mm)	133.6/3393	133.7/3397	138.9/3527
4.35	Turning radius	Wa (in/mm)	61.8/1570	61.8/1570	62/1700
Performance Data					
5.1	Travel speed, laden/unladen	km/h (mph)	14/15 (8.9/9.3)		
5.2	Lift speed, laden/unladen	m/s (fpm)	0.32/0.42 (59/82.7)		
5.3	Lowering speed, laden/unladen	m/s (fpm)	<600 (<118)		
5.5	Drawbar pull, laden/unladen S2 60min	N (lbf)	8500/7800 (1,911/1,754)		
5.7	Max gradient performance, laden/unladen S2 5min	%	15/20		
5.10	Service brake		Hydraulic		
E-Motor					
6.1	Drive motor rating S2 60min	hp (kw)	6*2 (4.5*2)		
6.2	Lift motor rating at S3 15%	hp (kw)	11.5 (8.6)		
6.3	Battery standard		Lithium		
6.4	Battery voltage, nominal capacity K5	V/ah	48/412		
6.5	Battery weight	lbs (kg)	992 (450)		
	Battery dimensions LxWxH	in	38.6 x 21.2 x 26.4		
6.6	Charger standard	v/a	48/200		
Other Details					
8.1	Type of drive control		AC		
8.2	Operating pressure for attachments	MPa (psi)	17.5 (2,538)		
8.3	Oil volume for attachments	l/min(gal/min)	36 (9.5)		
8.4	Sound level at driver's ear according to EN 12 053	dBA	73		

Mast Table - FE3D 16-20C

Designation	Lift Height h3		Free Lift Height h2		Closed Mast Height h1		Extended Mast Height h4		Tilt Forward /Backward α/β(°)
	in	mm	in	mm	in	mm	in	mm	
Two Stage	98	2500	4.9	125	68.7	1745	136	3455	5/7
	106	2700	4.9	125	72.6	1845	143.9	3655	5/7
	118	3000	4.9	125	78.5	1995	155.7	3955	5/7
	130	3300	4.9	125	84.4	2145	167.5	4255	5/7
	138	3500	4.9	125	88.4	2245	175.4	4455	5/7
	146	3700	4.9	125	92.3	2345	183.3	4655	5/7
	157	4000	4.9	125	100.2	2545	195.1	4955	3/5
	169	4300	4.9	125	106.1	2695	206.9	5255	3/5
	177	4500	4.9	125	110	2795	214.8	5455	3/5
Two-stage Full Free Lift	98	2500	31.3	790	68.7	1745	136	3455	5/7
	106	2700	35	890	72.6	1845	143.9	2655	5/7
	118	3000	40.9	1040	78.5	1995	155.7	3955	5/7
	130	3300	46.9	1190	84.4	2145	167.5	4255	5/7
	138	3500	50.8	1290	88.4	2245	175.4	4455	5/7
	146	3700	54.7	1390	92.3	2345	183.3	4655	5/7
	157	4000	62.6	1590	100.2	2545	195.1	4955	3/5
	177	4500	75.2	1910	112.8	2865	226.6	5755	3/5
Three-stage Full Free Lift	157	4000	38.8	985	76.4	1940	195.1	4955	3/5
	171	4350	43.7	1110	81.3	2065	208.9	5305	3/5
	177	4500	45.7	1160	83.3	2115	214.8	5455	3/5
	189	2799	47.2	1200	84.8	2155	226.6	5755	3/5
	197	5000	53.5	1360	91.1	2315	234.4	5955	3/5
	217	5500	59.4	1510	97	2465	254.1	6455	3/5
	236	6000	67.3	1710	104.9	2665	273.8	6955	3/5
	256	6500	75.2	1910	112.8	2865	293.5	7455	3/5



Authorized Dealer