

WE PROMISE | WE DELIVER

NOBLELIFT
CANADA 

FE4P 25-32C

Four Wheel Lithium Cushion
Capacity 2500-3200KG - 5000-6500lbs



Lithium
Battery

CAN-bus

CAN-bus



High
Performance



Easy
Maintenance



Ergonomic
Design



CSA UL





Productive. Solid. Smart.

FE4P25-32C

The FE4P25-32C cushion tire forklifts are powerful, lithium-iron machines built for performance and durability. Designed specifically for indoor environments and smooth, hard floor surfaces, these forklifts combine the rugged strength of an internal combustion model with all the benefits of advanced lithium-ion technology. With a reinforced mast system, heavy-duty front and rear axles, and a robust chassis, they're built to handle demanding warehouse tasks with ease. Equipped with efficient AC drive technology, the FE4P25-32C delivers high performance while keeping operating and maintenance costs low. Quiet, smooth, and virtually maintenance-free, this is the next level of productivity.

Highlights

- ✓ High-performance AC drive system for reliable power and efficiency
- ✓ Infinitely variable hydraulic speed control for precise operation
- ✓ Fully hydrostatic power steering (FHPS) activated on demand
- ✓ 4-way proportional hydraulic control valve for smooth and responsive handling
- ✓ Integrated side-shift for easy load positioning
- ✓ Multi-function LED display with real-time operating data
- ✓ Deluxe suspension seat for enhanced operator comfort
- ✓ Tilt-adjustable steering column for ergonomic customization
- ✓ Intelligent Monitoring System (IMS) with clear display indicators
- ✓ Advanced CAN-bus communication system for streamlined diagnostics
- ✓ Wireless 4G battery monitoring for real-time battery status and health



The compact design allows for a 360 degree zero-turning radius, enabling the truck to operate in confined spaces.

Advanced Performance and Efficiency Features

The operator can choose between various performance modes via the vibrant color LCD display, tailored to suit different applications. This multi-functional display provides key information such as speed, steering angle, travel direction, battery charge level, hour meter, and selected working mode.

The advanced transmission system features dual gearboxes and twin motors, delivering a top speed of 15 km/h and a remarkable 15% incline capacity, even when fully loaded. A high-powered oil pump motor and a large displacement gear pump enhance lifting and lowering speeds, boosting overall efficiency and productivity.






Designed for Operator Comfort and Control

The spacious and user-friendly design ensure maximum operator comfort throughout the entire work shift. A low entrance height allows for easy and safe access, while the deluxe suspension seat, fully adjustable for operators of all sizes, minimizes vibrations and reduces fatigue.



The On-Demand Fully Hydrostatic Power Steering (FHPS) system delivers smooth and precise steering, eliminating over-run and kick-back for enhanced control. Additionally, the spinner knob enables effortless one-handed steering for added convenience.





Heavy-duty steel chassis, axles, mast and overhead guard deliver high strength and stability for high lifting heights and heavy loads.



Intelligent buffering effectively protects the ground and cargo from damage while forks descend to the ground.




The standard safety belt restraint warning system helps keep the operator secure and protected during truck operation.



Operator Presence System (OPS) — When operator is not in seat, the hydraulic lift and tilt controls automatically lock out and traveling is disabled.



Electronic components are all high-quality, well-known brands and ensure optimum performance, smooth control and reliability.



Rear grab bar with integrated horn allows for easy horn access while reversing, while keeping the operator's hand safely inside the truck at all times.



Equipped with LED lamps, rear work lights, headlights, strobe and safety blue light.



The battery compartment features a side removal assembly for quick and easy battery replacement.



Removable side panels allow for easy service and maintenance, while offering strong protection against water and dust.




Tilt cylinder boots protect tilt cylinder and oil seals from the environment, prolonging cylinder life.



Brake fluid can be easily added by simply opening the shield and oil tank covers.



Monitor the truck's condition and diagnose issues effortlessly using the InMotion controller and CAN-bus technology.



The advanced 4G wireless battery monitoring system enables remote tracking of battery performance and system data.

High Efficiency and Safe Lithium Power

Noblelift utilizes lithium-ion phosphate batteries, known for their exceptional longevity and safety. These lithium-iron batteries feature a Battery Management System (BMS), a thermal management system, and an automotive-grade DC high-voltage control system. The BMS monitors charging and discharging data, ensuring safety throughout the battery's lifecycle.



*FE4P25-32C forklifts have a **10-year** or **20,000 hours warranty** on the lithium-ion battery cells.*



Automatic decelerating while turning, which improves safety, stability and operator comfort while preventing equipment damage



**Travel Speed
up to 15km/h**



**Gradeability/
Full Load**



**Fast lifting
speed up to
82.7ft/min**


Advantages of Lithium-ion Power

Effortless Charging for Continuous Operation








The fast-charging, maintenance free lithium battery reaches a full charge in just 2 hours. It supports opportunity charging during breaks and shift changes, enabling the truck to operate seamlessly through multi-shift schedules without the need for battery replacements.

With lithium-ion technology, you gain a cleaner, more efficient energy solution that lasts longer and charges faster—all while eliminating maintenance costs. It's the smart, reliable choice for businesses looking to streamline operations and minimize disruptions.



Lithium Power for Continuous Performance

The fast-charging, maintenance-free Lithium-Iron battery reaches a full charge in just 2 hours. It supports opportunity charging during breaks and shift changes, enabling continuous operation across multiple shifts — with no need for battery swaps.

-  No Battery Maintenance
-  No Vapours from Battery
-  Quick Charging
-  Long Lasting Battery
-  24HR Straight Run-Time with opportunity charging



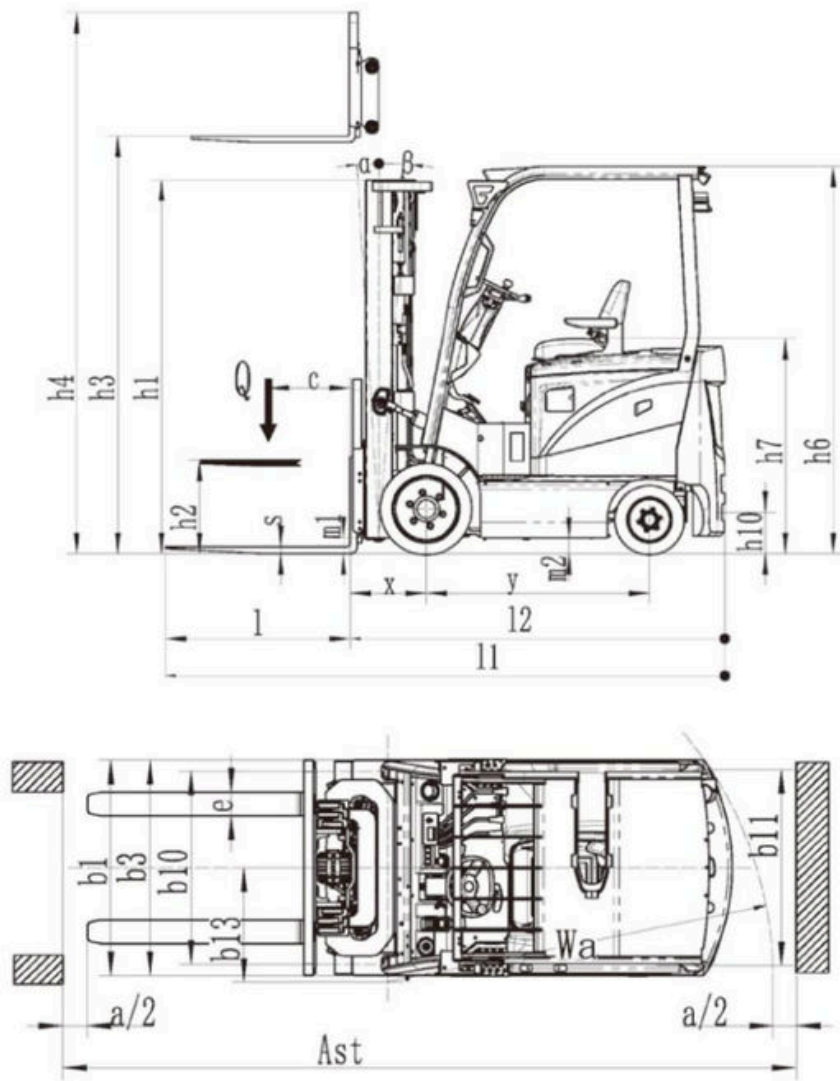
80V



Identification			
1.1	Manufacturer		Noblelift
1.2	Model		FE4P25C FE4P32C
1.3	Drive		Lithium Electric
1.4	Type of Operation		Seated
1.5	Load capacity / rated load	Q lb(kg)	5000 (2270) 6500 (2950)
1.6	Load center distance	c in(mm)	24 (600)
1.8	Load distance	x in(mm)	17.3 (440) 17.5 (445)
1.9	Wheel base	y in(mm)	51 (1295) 55 (1395)
Weights			
2.1	Service weight included battery (see line 6.5)	lb (kg)	9405 (4350) 10175 (4850)
2.2	Axle loading, laden front / rear	lb (kg)	12705/2200 (5850/1000) 14245/2530 (6550/1300)
2.3	Axle loading, unladen front / rear	lb (kg)	3465/5940 (1650/2700) 3905/6270 (1800/3050)
Wheels, Chassis			
3.1	Tires		Solid rubber
3.2	Tire size, front	xw (in)	21x7-15 21x8-15
3.3	Tire size, rear	xw (in)	16x6-10.5
3.5	Wheels, number front / rear (x=driven wheels)		2x/2
3.6	Track width, front	b10 (in/mm)	37.7(882) 35.5(902)
3.7	Track width, rear	b11 (in/mm)	36.3(922)
Basic Dimensions			
4.1	Mast/Fork carriage tilt f/b	α/β(o)	6/8
4.2	Lowered mast height	h1 (in/mm)	85.4 (2170)
4.3	Free lift	h2 (in/mm)	4.7 (120)
4.4	Lift height	h3 (in/mm)	118.1 (3000)
4.5	Extended mast height	h4 (in/mm)	156.6 (3977) 160.6 (4079)
4.7	Overhead load guard height	h6 (in/mm)	89.7 (2280)
4.8	Seat height/standing height	h7 (in/mm)	49.2 (1250)
4.12	Coupling height	h10 (in/mm)	11.6 (295)
4.19	Overall length	11 (in/mm)	127 (3225) 133.3 (3385)
4.20	Length to face of forks	12 (in/mm)	84.8 (2155) 91.1 (2315)
4.21	Overall width	b1 (in/mm)	42.5 (1080) 44.7 (1135)
4.22	Fork dimensions	s/e/l (in/mm)	1.6/4.7/42.1 (40/120/1070) 1.6/4.9/42.1(45/125/1070)
4.24	Fork carriage width	b3 (in/mm)	36 (914.4) 43.3 (1100)
4.31	Ground clearance, laden, under mast	m1 (in/mm)	4.3 (110)
4.32	Ground clearance, center of wheelbase	m2 (in/mm)	4.7 (120)
4.33	Aisle width of pallets 1000x1200L	Ast (in/mm)	141.3 (3590) 145.5 (3755)
4.34	Aisle width of pallets 800x1200L	Ast (in/mm)	149.2 (3790) 153.3 (3955)
4.35	Turning radius	Wa (in/mm)	76.8 (1950) 80.7 (2050)
Performance Data			
5.1	Travel speed, laden/unladen	mph (km/h)	9.3/9.3(15/15)
5.2	Lift speed, laden/unladen	mph (km/h)	67/79(340/400)
5.3	Lowering speed, laden/unladen	mph (km/h)	<118(<0.6)
5.5	Drawbar pull, laden/unladen S2 60min	lbf(N)	7260/5060(3300/2300) 8360/6160(3800/2800)
5.7	Max gradient performance, laden/unladen S2 5min	%	15/20
5.10	Service brake		Hydraulic

E-Motor			
6.1	Drive motor rating S2 60 min	hp(kw)	16.1 (12)
6.2	Lift motor rating at S3 15%	hp(kw)	21.4 (16)
6.3	Battery standard		Lion/Lead/acid
6.4	Battery voltage, nominal capacity K5	V/Ah	Lion 76.8/412(76.8/544) Lead acid (80/480)
6.5	Battery weight	lb(kg)	Lion 704(320) Lead acid 2794(1270)
6.5	Battery dimensions L/W/H	in(mm)	Lion 38.6/24.8/23.8 (980/630/605)
			Lead-acid 38.6/30.9/23.8 (980/785/610)
Other Details			
8.1	Type of drive control		AC
8.2	Operating pressure for attachments	psi(bar)	2538 (175)
8.3	Oil volume for attachments	1/min	570 (36)
8.4	Sound level at driver's ear according to EN 12053	dB(A)	73

Mast Table										Capacity Table C=24(600mm)							
Designation	Lift Height h3		Free lift h2		Closed mast height h1		Extended mast height h4		Tilt forward/ backward α/β(°)	Without sideshift Single cushion tires				With External SS/SSFP (330lbs-150kg less) Single cushion tires			
										lbs	kg	lbs	kg	lbs	kg	lbs	kg
	in	mm	in	mm	in	mm	in	mm		50C	25C	50C	25C	50C	25C	50C	25C
Two-stage	98	2500	5.3	135	71.7	1820	142.8	3628	6/8	5000	2270	6500	2950	4670	2120	6170	2800
	118	3000	5.3	135	81.5	2070	162.5	4128	6/8	5000	2270	6500	2950	4670	2120	6170	2800
	130	3300	5.3	135	87.4	2220	174.3	4428	6/8	5000	2270	6500	2950	4670	2120	6170	2800
	138	3500	5.3	135	91.3	2320	182.2	4628	6/8	5000	2270	6500	2950	4670	2120	6170	2800
	146	3700	5.3	135	95.3	2420	190.1	4828	6/8	5000	2270	6500	2950	4670	2120	6170	2800
	158	4000	5.3	135	103.1	2620	201.9	5128	6/6	5000	2270	6500	2950	4670	2120	6170	2800
	169	4300	5.3	135	109.1	2770	213.7	5428	6/6	5000	2270	6410	2910	4670	2120	6080	2760
	177	4500	5.3	135	113.0	2870	221.6	5628	6/6	4910	2230	6350	2880	4580	2080	6020	2730
	197	5000	5.3	135	122.8	3120	241.3	6128	6/6	4580	2080	6050	2750	4250	1930	5720	2600
Two-stage Full Free Lift	98	2500	29.0	737	71.7	1820	142.8	3628	6/8	5000	2270	6500	2950	4670	2120	6170	2800
	118	3000	38.9	987	81.5	2070	162.5	4128	6/8	5000	2270	6500	2950	4670	2120	6170	2800
	130	3300	44.8	1137	87.4	2220	174.3	4428	6/8	5000	2270	6500	2950	4670	2120	6170	2800
	138	3500	48.7	1237	91.3	2320	182.2	4628	6/8	5000	2270	6500	2950	4670	2120	6170	2800
	146	3700	52.6	1337	95.3	2420	190.1	4828	6/8	5000	2270	6500	2950	4670	2120	6170	2800
	158	4000	60.5	1537	103.1	2620	201.9	5128	6/6	5000	2270	6500	2950	4670	2120	6170	2800
Three-stage Full Free Lift	158	4000	33.9	862	76.6	1945	201.9	5128	6/6	5000	2270	6500	2950	4670	2120	6170	2800
	171	4350	38.9	987	81.58	2070	215.7	5478	6/6	5000	2270	6390	2900	4670	2120	6060	2750
	177	4500	40.8	1037	83.5	2120	221.6	5628	6/6	4890	2220	6300	2860	4560	2070	5970	2710
	189	4800	44.8	1137	87.4	2220	233.4	5928	6/6	4740	2150	6190	2810	4410	2000	5860	2660
	197	5000	50.4	1280	93	2363	241.3	6128	6/6	4540	2060	6040	2740	4210	1910	5710	2590
	217	5500	59.6	1514	102.2	2597	260.9	6628	6/6	4050	1840	5640	2560	3720	1690	5310	2410
	236	6000	68.8	1747	111.4	2830	280.6	7128	6/6	3520	1600	4180	1900	3190	1450	3850	1750
Four-stage Full Free Lift	240	6100	41.4	1052	84.1	2135	284.6	7228	3/6	3520	1600	4180	1900	3190	1450	3850	1750
	260	6600	46.3	1177	89	2260	304.3	7728	3/6	2970	1350	3300	1500	2640	1200	2970	1350
	275	7000	53.4	1357	96.1	2440	320.0	8128	3/6	1760	800	2090	950	1430	650	1760	800



Authorized Dealer

NOBLELIFT
CANADA 