

**NOBLELIFT**  
CANADA  INC.

WE PROMISE | WE DELIVER



ISO9001 / ISO14001

# CBT 15

*Electric Stand-up  
Counterbalanced Lift Trucks*

**1500kg / 3300lbs**



**514-697-0117**  
[www.nobleliftcanada.com](http://www.nobleliftcanada.com)



The Noblift **CBT15** Stand Up Counterbalanced Forklift is your ideal choice for dock applications, narrow aisle or confined corner such as drive-in rack, container applications for distribution centers, warehouses, manufacturing, retail stores and etc. Small turning radius comparing to traditional Counterbalanced forklifts, compact footprint and agile steering allows for precise maneuvering in tight spaces.



## RUGGED DESIGN POWERFUL PERFORMANCE

Standard, dual independent AC drive motors with separate drive controllers provide optimal maneuverability while turning.

AC drive and German gearbox technology ensure excellent travel speed and control with CANbus communication, no maintenance and long service life.

## SAFETY

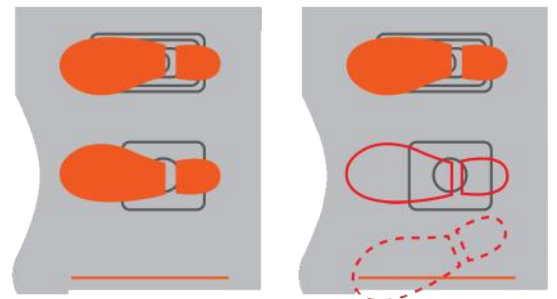
### **Tilt control system:**

can limit the tilt of the goods when the forks are high lifted to prevent roll over, and there is a one-button **FORK TILT** function to ensure safety.



### **Break & Presence Pedal:**

Promotes safe operation with a dual-pedal design that stops operators from using only one foot to operate the truck. Protects both the truck and the operator by automatically applying the brake when the operator's left foot is removed from the brake pedal. The roomier cabin and ability to adjust the position of the feet provide postural relief during travel.



### **Safety protection pedal:**

When the operator steps down the protection pedal, the forklift will slow down.



**Automatic deceleration when turning to prevent overturn accidents caused by excessive turning speed**



## **EASY OPERATION, EXCELLENT VIEW**

The side stand design is convenient for the operator to get on and off the vehicle, especially suitable for the working conditions with picking function, while providing a wide visibility and reducing the blind area of operation.

Angled columns and overhead guards design and open view mast gives operators a clear line of sight to the load for increased efficiency and reduced safety risks.



The multifunctional integrated handle not only has lifting, lowering, tilting and side shifting, but also forward and backward shifting through the handle control, which is fast and convenient to use.



The arm rest provides a 6cm/2inch adjustment range to improve the comfort of operators at different heights.



Ergonomic design brackets & Hip pad enhances operator comfort while providing flexibility to reposition throughout the shift, hugging the body with contoured padding.



The floor suspension system adapts to the weight of operator and provides impact and vibration protection.

**Engineered for reliability and performance, these forklifts offer exceptional visibility, ensuring precision and safety in a variety of applications, from loading trailers to navigating through busy warehouse aisles. Say good bye to downtime and welcome consistent productivity for your business.**



## TECHNICAL DATA IN LINE WITH VDI 2198

### IDENTIFICATION

|     |               |                              |       |     |           |          |
|-----|---------------|------------------------------|-------|-----|-----------|----------|
| 1.1 | Manufacturer  |                              |       |     | NOBLELIFT |          |
| 1.2 | Manufacturer  |                              |       |     | CBT15     |          |
| 1.3 | Power         |                              |       |     | Electric  | Electric |
| 1.4 | Operator type |                              |       |     | Stand     | Stand    |
| 1.5 | Load capacity |                              | Q(kg) | lbs | 1500      | 3307     |
| 1.6 | Load centre   | fork face to load CG         | c(mm) | in  | 500       | 19.7     |
| 1.8 | Load distance | Centre of wheel to fork face | x(mm) | in  | 330       | 13       |
| 1.9 | Wheelbase     |                              | y(mm) | in  | 1158      | 45.6     |

### WEIGHTS

|     |                             |                    |    |    |      |      |
|-----|-----------------------------|--------------------|----|----|------|------|
| 2.1 | Weight                      | Include battery    | kg | lb | 4150 | 9149 |
| 2.2 | Axle load with max. battery | Without load front | kg | lb | 2230 | 4916 |
|     |                             | Without load rare  | kg | lb | 1920 | 4233 |

### TYRES

|     |              |                            |         |    |                    |                    |
|-----|--------------|----------------------------|---------|----|--------------------|--------------------|
| 3.1 | Tyre type    | Pressed-on solid           |         |    | Pressed solid tire | Pressed solid tire |
| 3.2 | Tyres        | Load side                  | mm      | in | Ø 406 x 178 x 267  | Ø 16 x 7 x 10.5    |
| 3.3 | Tyres        | Power unit side(steer)     | mm      | in | Ø 254 x 127 x 165  | Ø 10 x 5 x 6.5     |
| 3.5 | Castor wheel | Number(x=drive) front/rear |         |    | 2 x /2             | 2 x /2             |
| 3.6 | Track width  | Load side                  | b10(mm) | in | 952                | 37.5               |
| 3.7 | Track width  | Power unit side            | b11(mm) | in | 171                | 6.7                |

### DIMENSIONS

|     |                      |                      |        |     |         |         |
|-----|----------------------|----------------------|--------|-----|---------|---------|
| 4.1 | Tilt                 | Forward/backward     | angle  | deg | 3.5/5.5 | 3.5/5.5 |
| 4.2 | Mast                 | Collapsed height     | h1(mm) | in  | 2575    | 101.4   |
| 4.3 | Free lift            | w./w.o.load backrest | h2(mm) | in  | 2050    | 80.7    |
| 4.4 | Lift height          |                      | h3(mm) | in  | 6200    | 244.1   |
| 4.5 | Extended mast height | w./w.o.load backrest | h4(mm) | in  | 7116    | 280.2   |

|      |                          |                          |            |    |            |              |
|------|--------------------------|--------------------------|------------|----|------------|--------------|
| 4.7  | Overhead guard height    | Standard                 | h6(mm)     | in | 2260       | 89           |
| 4.8  | Standing platform height |                          | h7(mm)     | in | 260        | 10.2         |
| 4.20 | Headlength               |                          | l2(mm)     | in | 1700       | 66.9         |
| 4.21 | Width overall            | Power unit side          | b1(mm)     | in | 1130       | 44.5         |
| 4.22 | Fork dimensions          | Optional lengths         | thxwxl(mm) | in | 35x100x920 | 1.4x3.9x36.2 |
| 4.23 | Fork carriage            | ISO, FEM, ITA            |            |    | 2A         | 2A           |
| 4.24 | Width across forks       | Range                    | mm         | in | 200-860    | 7.9-33.9     |
| 4.31 | Ground clearance         | Lowest point, below mast | m1(mm)     | in | 50         | 2            |
| 4.32 | Ground clearance         | Centre wheelbase         | m2(mm)     | in | 100        | 3.9          |
| 4.33 | Working aisle width      | 1000x1200 crosswise      | Ast(mm)    | in | 3060       | 120.5        |
| 4.34 | Working aisle width      | 800x1200 lengthwise      | Ast(mm)    | in | 3185       | 125.4        |
| 4.35 | Turning radius           | 800x1200 lengthwise      | Wa(mm)     | in | 1406       | 55.4         |

## PERFORMANCE DATA

|     |                         |                              |      |     |               |               |
|-----|-------------------------|------------------------------|------|-----|---------------|---------------|
| 5.1 | Travel speed - standard | w./w.o load power unit first | km/h | mph | 11/11         | 6.8/6.8       |
| 5.2 | Lift speed              | w./w.o load                  | m/s  | fps | 0.32/0.45     | 1.05/1.48     |
| 5.3 | Lower speed             | w./w.o load                  | m/s  | fps | 0.43/0.40     | 1.41/1.31     |
| 5.4 | Brakes                  | Service                      |      |     | Foot-motor    | Foot-motor    |
|     |                         | Parking                      |      |     | Auto-Electric | Auto-Electric |

## MOTORS

|     |                   |                             |           |      |             |                |
|-----|-------------------|-----------------------------|-----------|------|-------------|----------------|
| 6.1 | Traction motor    | (6. min. rating)            | kW        | kW   | 2x5.5       | 2x5.5          |
| 6.2 | Lift motors       | (15%) on time               | kW        | kW   | 11          | 11             |
| 6.3 | Max. battery size | DIN 43531/35/36 A, B, C, no | lxwxh(mm) | in   | 410x980x785 | 16.1x38.6x30.9 |
| 6.4 | Battery capacity  | Nominal capacity 5h         | V/Ah      | V/Ah | 36/700      | 36/700         |
| 6.5 | Battery weight    | Minimum                     | kg        | lb   | 900         | 1984           |

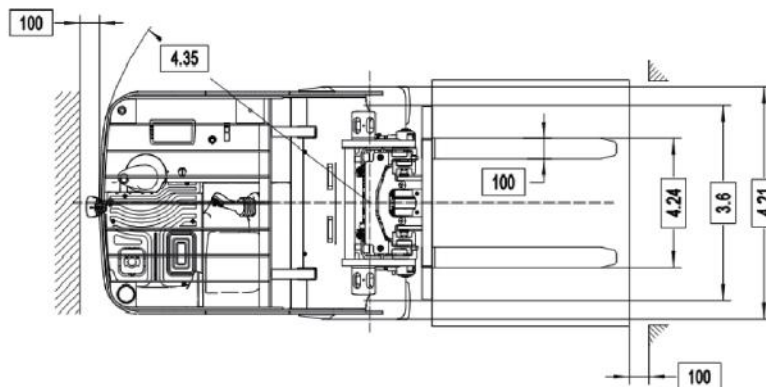
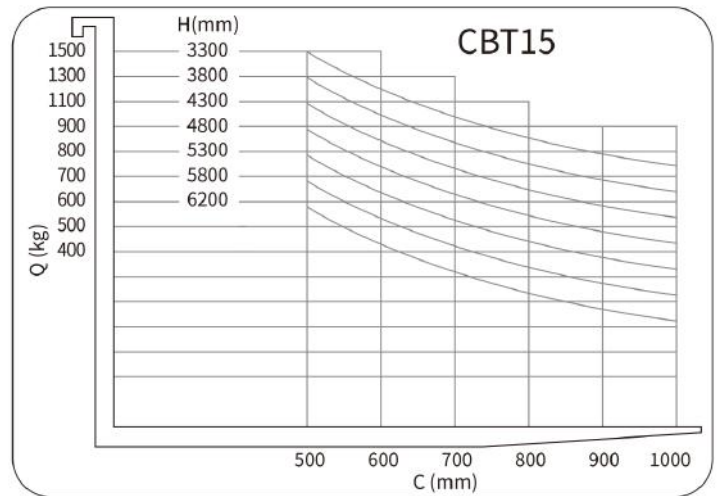
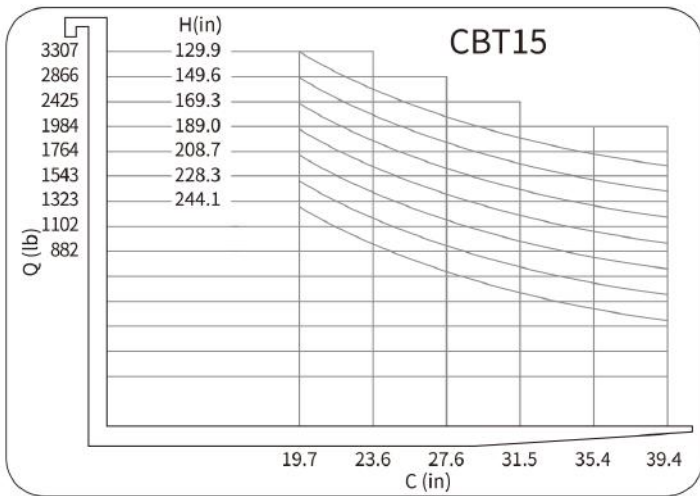
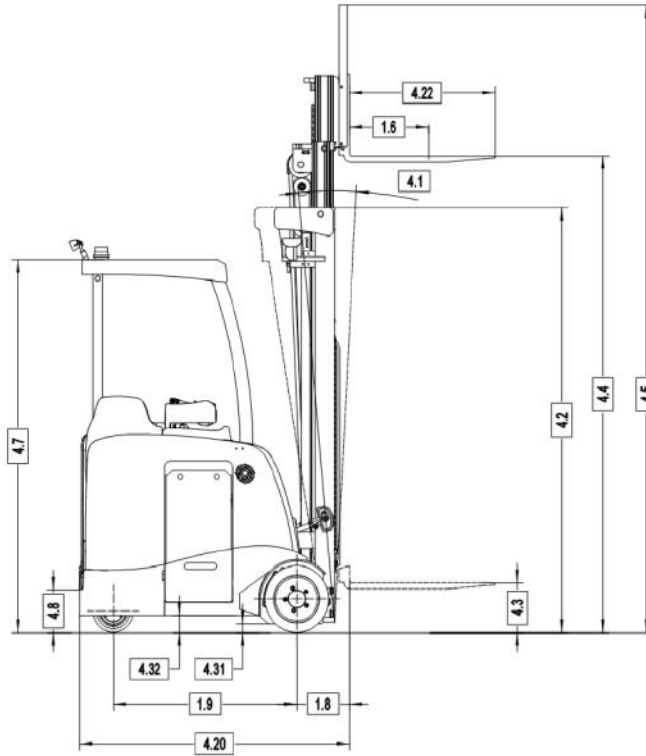
## OTHER

|     |                    |  |  |  |    |    |
|-----|--------------------|--|--|--|----|----|
| 8.1 | Type of controller |  |  |  | AC | AC |
|-----|--------------------|--|--|--|----|----|





## MAST TABLE VDI 2198

| Type |                      |    | 4000  |              | 5260         |              | 5720         |       | 6200  |       |
|------|----------------------|----|-------|--------------|--------------|--------------|--------------|-------|-------|-------|
|      |                      |    | mm/in | mm/in        | mm/in        | mm/in        | mm/in        | mm/in | mm/in | mm/in |
| 4.2  | Mast                 | h1 | mm/in | 1840 / 72.4  | 2260 / 89    | 2415 / 95.1  | 2575 / 101.4 |       |       |       |
| 4.3  | Free lift            | h2 | mm/in | 1315 / 51.8  | 1735 / 68.3  | 1890 / 74.4  | 2050 / 80.7  |       |       |       |
| 4.4  | Lift height          | h3 | mm/in | 4000 / 157.5 | 5260 / 207.1 | 5720 / 225.2 | 6200 / 244.1 |       |       |       |
| 4.5  | Extended mast height | h4 | mm/in | 4916 / 193.5 | 6176 / 243.1 | 6636 / 261.3 | 7116 / 280.2 |       |       |       |



**NOBLELIFT**  
CANADA  INC.

 850 RUE ELLINGHAM, POINTE-CLAIRE  
QUEBEC H9R 3S4

 (514) 697-0117

 INFO@NOBLELIFTCA.COM

 WWW.NOBLELIFTCANADA.COM