



NB530
Walk-behind Scrubber



NR530
Ride-on Scrubber

We promise, We deliver

NOBLELIFT CANADA

850 RUE ELLINGHAM, POINTE-CLAIRE,
QUEBEC H9R 3S4
TEL: (514) 697-0117
EMAIL: INFO@NOBLELIFTCA.COM
NOBLELIFTCANADA.COM



Official website



Our Wechat

NB530/NR530
Walk-behind Scrubber/ Ride-on Scrubber

NEW Noblelift Products
ARRIVAL

NOBLELIFT INTELLIGENT EQUIPMENT CO., LTD

NOBLELIFT
Material Handling



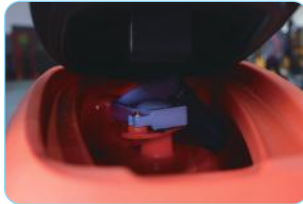
Application

NB530 Walk-behind Scrubber is a brand new self-designed walk-behind scrubber that is suitable for small-and medium-sized places with large flow of people but many small and congested areas, like shopping malls, office buildings, stations, hotels, hospitals, etc. The scrubber delivers superior cleaning results in the compact, flexible and navigating-around-obstacles design.

Features and Advantages

- A large opening on the recovery tank with detachable cap top cover provides perfect and easy access for cleaning and maintenance.
- Reliable and simple Multi-touch control panel with low maintenance cost.
- Big solution tank with filler point located at the front of the scrubber makes the water refilling fast and easy.
- The brush cover and squeegee processed by aluminum die-casting with further spraying are robust, durable and well protected against rust.
- The down pressure from the brush to the ground is designed to be adjustable, which offers versatile and flexible use to cover different floor cleaning requirements and is effective in more applications.
- Efficient mechanical noise reduction system effectively reduces equipment noise during work.
- Efficient and reliable mechanical defoaming and solution tank water-level alarm mechanism greatly improve the service life of the vacuum motor.
- One-button-start design of the motor, digital over-current and under-voltage protection integrated on the controller.
- Patented brush buckle design with longer service life can automatically load and unload the brush.

NB530




NB530 Walk-behind Scrubber--Specifications			
Model			NB 530
TECHNICAL DATA	Cleaning Path (brush diameter)	(mm)	530
	Squeegee Width	(mm)	760
	Solution tank capacity	(L)	50
	Recovery tank capacity	(L)	50
	Clean productivity	(m ² /h)	1800
	Continuous working time	(h)	3~4
	Brush motor rated power	(W)	550
	Vacuum motor rated power	(W)	400
	Drive motor rated power	(W)	-
	Traveling speed	(km/h)	-
	Sound level dB	(A)	65±3
	Battery		24V (2x12V100Ah)
	Net weight (without batteries)	(kg)	89
	Product dimensions (LxWxH)	(mm)	1220x540x1050

Industries



The recommended application of brush/ needle disc for fixing pad:

	Brush			Needle disc+pad		
	Soft brush	Nylon (Standard)	Hard brush	White	Red	Black
Concrete floor		Applicable	Applicable		Applicable	Applicable
Terrazzo floor		Applicable	Applicable		Applicable	Applicable
Tile/ Slate floor	Applicable	Applicable			Applicable	
Marble floor	Applicable	Applicable		Applicable	Applicable	
Plastic floor	Applicable			Applicable	Applicable	
Rubber floor	Applicable			Applicable		



- Notes:
1. Soft brush: for cleaning and polishing smooth surface
 2. Nylon brush: for general floor cleaning (standard configuration)
 3. Hard brush: for removing stubborn dirt on hard ground
 4. Needle disc: holding the pad, reducing the wear on the floor; the pad is used together with the needle disc. According to different conditions of the floor, we need to choose different pads in different colors (generally the deeper the color is, the greater the friction on the floor).
- Specific application of pads:
- a) White pad: for general cleaning and polishing, marble and smooth floors
 - b) Red pad: for general floor cleaning
 - c) Black pad: for removing stubborn stains on hard floors

Scenarios




Epoxy Flooring



Tile Flooring




PVC



Small Square Brick Flooring



Wear-Resisting Flooring



Marble Flooring



Terrazzo Flooring



Lime Flooring

The application of squeezer rubber strip:

	Rubber (Standard)	(PU)
Concrete floor	Applicable	Applicable
Terrazzo floor	Applicable	Applicable
Tile/ Slate floor	Applicable	
Marble floor	Applicable	
Plastic floor	Applicable	Applicable
Rubber floor	Applicable	Applicable



Note:

Polyurethane (PU) strip has strong wear resistance and oil resistance, which is suitable for oil floor conditions, but cutting and tearing performance of PU strip is poor, so it is not suitable for quadrel/ brick or tile floors.

Application

NR530 Ride-on Scrubber is a brand new self-designed mini ride-on scrubber. The compact size makes it convenient to get in and out of elevators and also ideal for cleaning in confined areas and multi-floor operations.

Features and Advantages

- Adopting front-drive chassis-free, modular patented design to make the scrubber light weight, small turning radius and flexible control;
- Big solution tank with filler point located at the front of the scrubber makes the water refilling fast and easy
- Integrated waterproof touch panel, standard LCD display and visual equipment parameters make it easy to read, simple and convenient to operate, fast and efficient to provide maintenance data;
- Three-speed modes and adjustable water flow;
- Innovative design of linear actuators supports one-button electric lifting/lowering of brush and squeegee-holder, automatic lifting of squeegee-holder for reverse driving, which is safe and efficient;
- Aluminum die-casting brush cover and squeegee, and the brush holder supports one-button automatic loading and unloading;
- A large opening on the recovery tank with detachable cap top cover provides perfect and easy access for cleaning and maintenance;
- The seat is equipped with the safety switch, and the scrubber will automatically stop when the driver leaves the seat.
- Efficient mechanical noise reduction system and ECO mode can effectively reduce equipment noise during work;
- Efficient and reliable mechanical defoaming and solution tank water-level alarm mechanism greatly improve the service life of the vacuum motor;

NR530



NR530 Ride-on Scrubber--Specifications			
Model			NR530
TECHNICAL DATA	Cleaning Path (brush diameter)	(mm)	530
	Squeegee Width	(mm)	780
	Solution tank capacity	(L)	70
	Recovery tank capacity	(L)	70
	Clean productivity	(m ² /h)	3100
	Continuous working time	(h)	3~4
	Brush motor rated power	(W)	550
	Vacuum motor rated power	(W)	550
	Drive motor rated power	(W)	400
	Traveling speed	(km/h)	0~6
	Sound level dB	(A)	68±3
	Battery		24V (2x12V120Ah)
	Net weight (without batteries)	(kg)	120
	Product dimensions (LxWxH)	(mm)	1260x600x1010